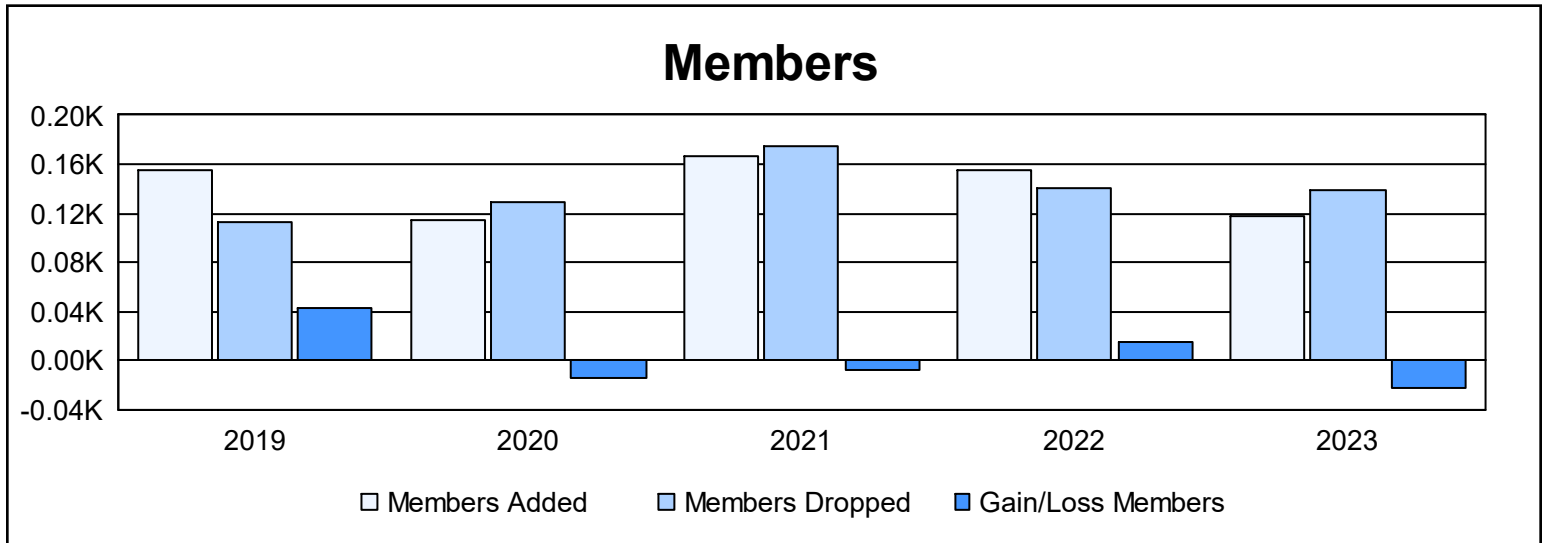
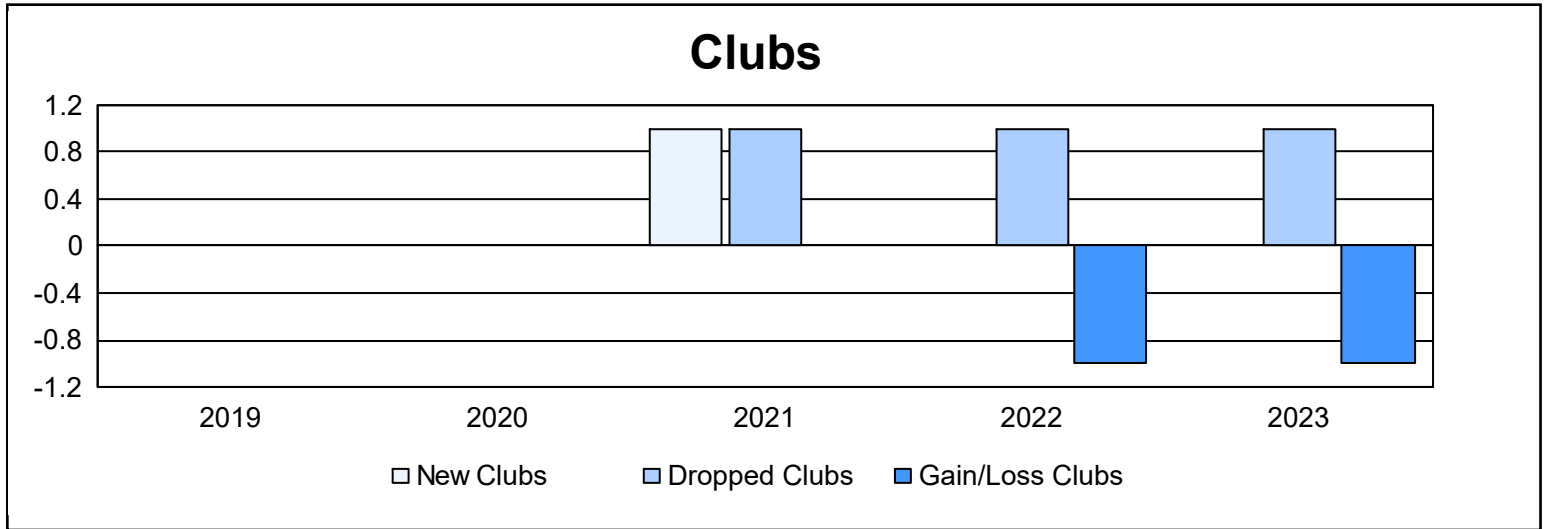
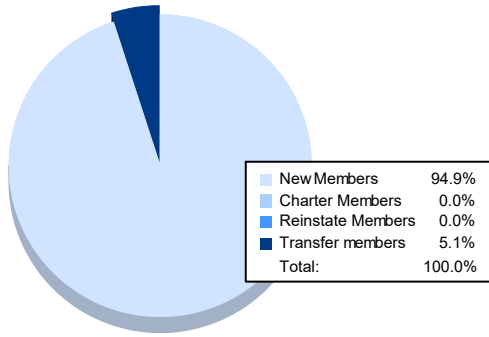


| Year | New Clubs | Dropped Clubs | Gain/ Loss Clubs | New Members | Charter Members | Reinstate Members | Transfer Members | Total Member Added | Total Members Dropped | Gain/ Loss Members |
|----------------|-----------|---------------|------------------|-------------|-----------------|-------------------|------------------|--------------------|-----------------------|--------------------|
| 2018-2019 | 0 | 0 | 0 | 147 | 0 | 0 | 8 | 155 | 113 | 42 |
| 2019-2020 | 0 | 0 | 0 | 110 | 0 | 1 | 4 | 115 | 129 | -14 |
| 2020-2021 | 1 | 1 | 0 | 76 | 20 | 1 | 70 | 167 | 174 | -7 |
| 2021-2022 | 0 | 1 | -1 | 141 | 0 | 3 | 11 | 155 | 140 | 15 |
| 2022-2023 | 0 | 1 | -1 | 111 | 0 | 0 | 6 | 117 | 139 | -22 |
| Average | 0 | 1 | 0 | 117 | 4 | 1 | 20 | 142 | 139 | 3 |



Membership Composition June 2023 Cumulative



Gender Composition June 2023 Cumulative

